



Board of Trustees - Study Session

Tuesday, November 14, 2023 at 5:45 pm

**PLEASE SILENCE ALL CELL PHONE AND ELECTRONIC DEVICES.
THANK YOU**

1. Meeting Information

207 Muegge Way, Bennett, CO 80102

For a live stream of the meeting use the information below:

<https://us02web.zoom.us/j/82969043900>

Meeting ID: 829 6904 3900

Passcode: 166365

One tap mobile

+13462487799

2. Community Services Department Update

Keith Buono, Lead Community Services Officer

Attachments:

- **Community Services Department Update** (0_-_3rdQuarterReport.pdf)
- **Quarterly Case Numbers** (1_-_3rdQtrStats.pdf)
- **Cases Year to Date** (2_-_YearToDateCaseType.pdf)
- **Case Status Year to Date** (3_-_CaseStatusYTD.pdf)

3. Municipal Court Department Update

Christina Hart, Municipal Court Clerk

Attachments:

- **Municipal Court Department Update** (0_-_Q3_2023_Municipal_Court_Report_thredline__1_.pdf)

4. Arapahoe County Sheriff's Third Quarter Report 2023

Michael Reed, Lieutenant, Precinct 8 Liaison

Attachments:

- **Arapahoe County Sheriff's Third Quarter Report 2023** (Bennett_Stats_3rd_Quarter_2023.pdf)

5. Adams County Sheriff's Third Quarter Report 2023

Karl Smalley, Adams County Commander, District 5

Attachments:

- **Adams County Sheriff's Third Quarter Report 2023** (Bennett_Q3_Modified_2023_Report.pdf)

Contact: Christina Hart (chart@bennett.co.us 303-644-3249 x1001) | Agenda published on 11/07/2023 at 12:41 PM



DEPARTMENT PROGRESS REPORT

TO: Mayor and Town of Bennett Board of Trustees
FROM: Keith Buono, Lead Community Services Officer
DATE: November 14, 2023
SUBJECT: Community Services Department Update

Management Summary

The Community Services Officers' schedules will continue to be the following until the school year ends:

- Officer Keith Buono will work Sunday 10am to 6pm and Monday through Thursday 7:00 am to 3:00 pm.
- Officer Sonya Zimmerman will work Tuesday through Saturday 10:00 am-6:00 pm

Community Services staff participated in the Antelope Hills Evacuation Exercise, Community Night Out, Bennett Days, Fall Town Clean-up and the Used Tire Collection Event.

Other accomplishments for the department include Officer Sonya Zimmerman Completing the Ritualistic Animal Crimes class this quarter.

Projects Status & Milestones

In line with the Board's Vision Statement, being proactive and keeping Bennett clean is a priority for the division. The Business Windshield Survey was completed July 13, 2023. Staff have followed up with the noted discrepancies and have achieved compliance from all but two business. The outstanding businesses are currently working with staff to mitigate the issues, one of which is on a department issued compliance schedule.

A total of sixteen animals were removed from the Town during the third quarter. Three in July, five in August and eight in September.

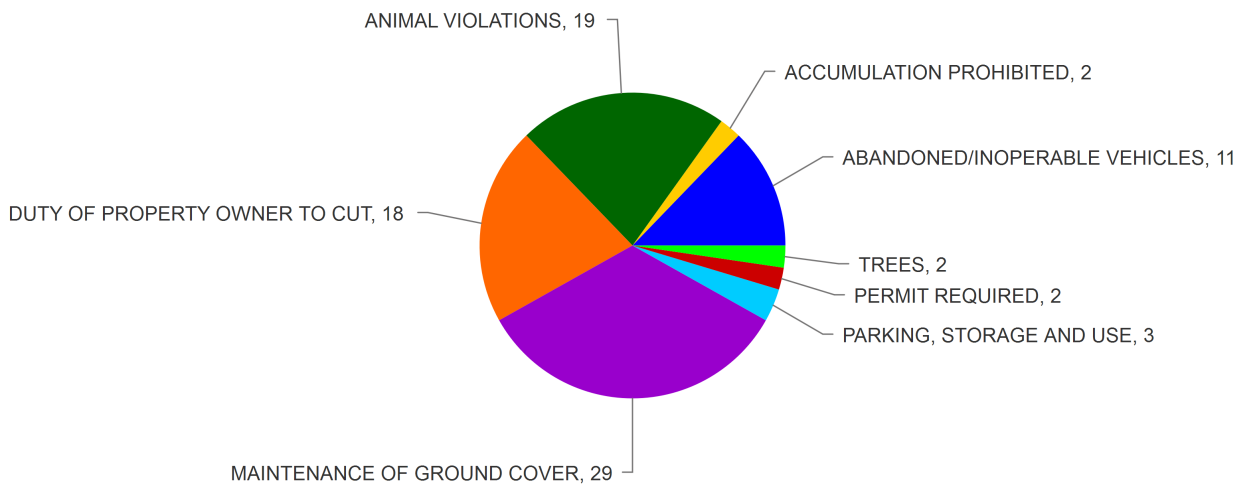
As of September 30, 2023, there are three-hundred forty cases resolved, twelve cases currently under investigation and one cancelled case totaling three-hundred and fifty-three cases opened since January 1, 2023.

Attachments

1. Quarterly Case Numbers
2. Cases Year to Date
3. Case Status Year to Date

Quarterly Case Numbers 2023

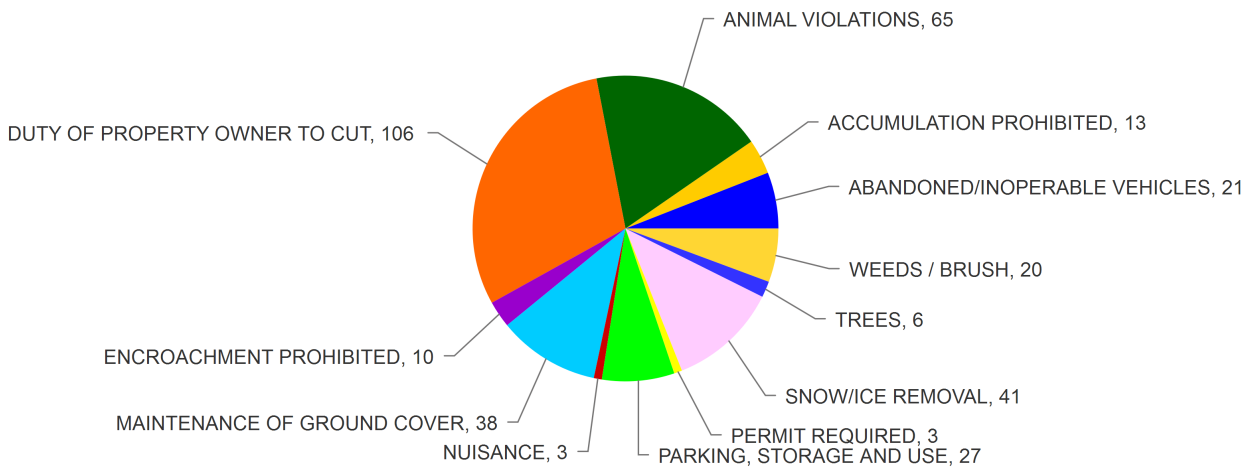
"Third Quarter"



Grand Total 86 Cases

Cases Year to Date 2023

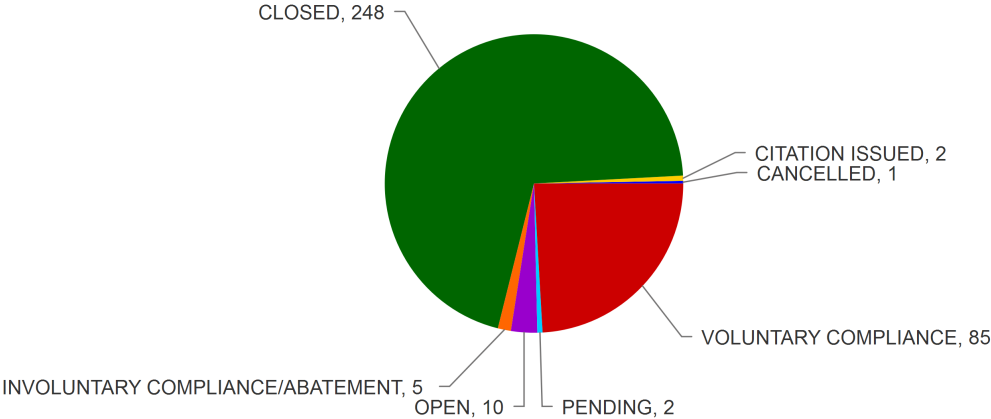
January 1, 2023 - September 30, 2023



Grand Total 353 Cases

Case Status Year To Date

01/01/2023 - 09/30/2023



Percent Of Cases Resolved Year to Date = 96%



DEPARTMENT PROGRESS REPORT

welcome neighbors.

TO: Mayor and Town of Bennett Board of Trustees
 FROM: Christina Hart, Municipal Court Clerk
 DATE: November 14, 2023
 SUBJECT: Municipal Court Department Update

Management Summary

The Bennett Municipal Court received a total of 139 citations from August 2, 2023 through November 7, 2023. The next Bennett Municipal Court hearings are scheduled for November 15, 2023.

The table below shows the citation comparison between the third quarters of 2021, 2022 and 2023, as well as the revenue received. The citations are designated by county.

Total Citations – Adams County	Revenue
Q3 2021 – 36 citations	\$1,139
Q3 2022 – 65 citations	\$3,210
Q3 2023 – 139 citations	\$13,134
Total Citations – Arapahoe County	Revenue
Q3 2021 – 0 citations	\$0
Q3 2022 – 0 citations	\$0
Q3 2023 – 0 citations	\$0

The table below shows the citations issued during the third quarter of 2023. All animal control and code violations require a mandatory appearance before the Court.

Animal Control Violations	Total Citations
Q3 2023	
Keeping of Barking Dogs	1
Animals Running at Large	3
Aggressive Animals	2
Vicious Animals	1
Code Enforcement Violations	Total Citations
Q3 2023	
Accumulation Prohibited	2
Debris Prohibited/Accumulation to Constitute a Nuisance	1
Enforcement (BMC 16-1-345)	1



ARAPAHOE COUNTY
COLORADO'S FIRST



Arapahoe County Sheriff's Office
Town of Bennett
Third Quarter Calls for Service
July, August, and September 2023



Total calls for 3rd Quarter, 2023: 44 Per call type:

<u>TOTAL</u>	<u>TYPE</u>	<u>Relevant Info</u>
1	Mental Health Call	No Report
5	Medical Assist	No Report
0	Assist to Other Agency	N/A
1	Disturbance (Verbal)	No Report
2	Civil Service	No Report
0	Juvenile Complaint	N/A
0	Runaway (Juvenile)	N/A
2	Traffic/Parking Complaint	No Report
1	Loud Noise Complaint	No Report
2	Animal Complaint	No Report
2	Suspicious Vehicle	No Report
1	Suspicious Person	No Report
1	Suspicious Circumstance	No Report
2	Vehicle Accident	Accident Report
0	Residential Alarm	N/A
0	Fire Alarm	N/A
1	Fire	No Report

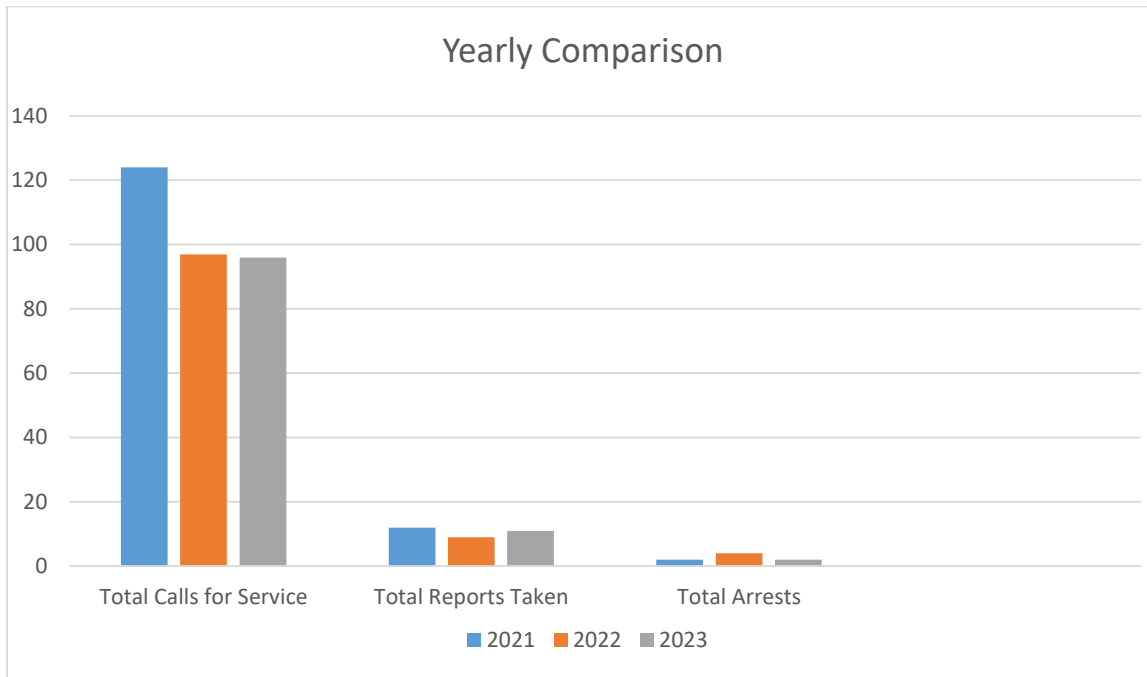
1	Drug Violation	Offense Report
2	Fireworks	No Report
5	TFMV	Offense Report
1	Theft	Offense Report
2	Burglary	Offense Report
3	Recovered Stolen Vehicle	Information Report
2	Information Calls	No Report
7	Misc. Other Calls	No Report

Total Reports Taken: 11

Date	CR #	Location	Case Type	Disposition	Status
7/10/23	AC23-11719	1555 S 1 st St	Drug Violation	Offense Report	Closed-Arrest
7/11/23	AC23-11794	1450 N CR133	Found Property	Report Taken	Closed
7/13/23	AC23-11933	170 Off ramp	Warrant Arrest	Report Taken	Closed-Arrest
7/14/23	AC23-11951	370 Columbine Dr	TFMV	Report Taken	Closed
7/14/23	AC23-11959	690 Antelope Dr W	Burglary	Report Taken	Closed
7/14/23	AC23-11961	985 Pinehurst Ct	Burglary	Report Taken	Closed
7/14/23	AC23-11964	515 Columbine Dr	TFMV	Report Taken	Closed
7/14/23	AC23-11967	1126 Pinehurst Ct	TFMV	Report Taken	Closed
7/14/23	AC23-11986	710 Antelope Dr W	TFMV	Report Taken	Closed
7/14/23	AC23-12048	49825 Antelope Dr E	TFMV	Report Taken	Closed
7/14/23	AC23-11972	987 Pinehurst Ct	Follow Up	Report Taken	Closed

Pattern Crime: 7/14/23 TFMV/Burglaries appear to be a one-night spree involving unlocked/unsecure vehicles and garages. No suspects or leads available.

Recent Issues: The burglaries and TFMV. Three stolen vehicles recovered in the area.



Prepared by: Lieutenant Michael Reed #00144

Date: October 18, 2023



BENNETT 2023 Q3 MODIFIED REPORT

PREPARED BY CRIME ANALYST K. BORTH

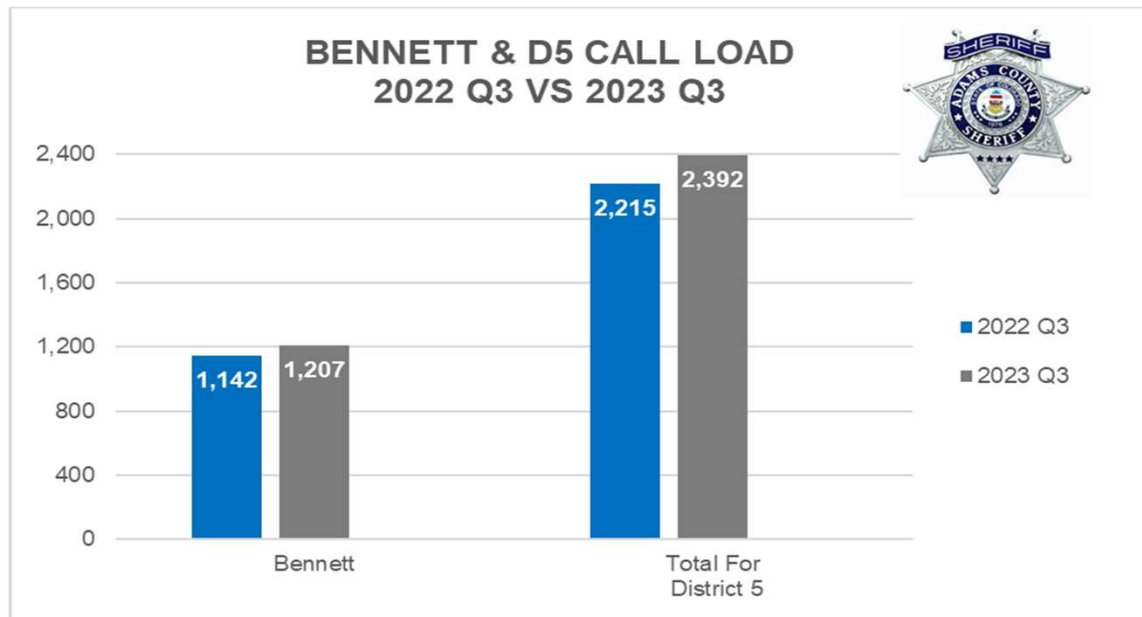


CALLS FOR SERVICE

CFS COMPARISON 2022 Q3 VS 2023 Q3		
	Bennett	Total For District 5
2022 Q3	1,142	2,215
2023 Q3	1,207	2,392
% Δ	↑6%	↑8%

Bennett CFS made up 52% of all CFS for D5

Bennett CFS made up 50% of all CFS for D5

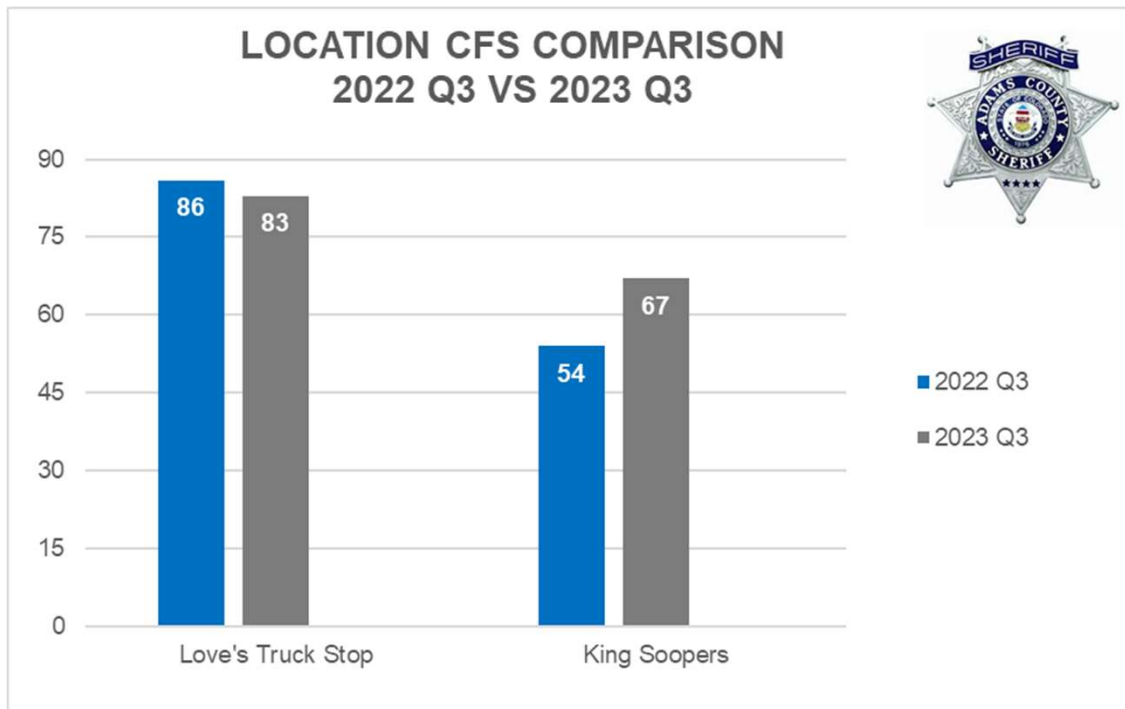


2023 Q3 TOP CALLS FOR SERVICE IN BENNETT	
Call Type	Count
Traffic Stop	148
Suspicious Activity	113
Medical Call	85
Check Well Being	81
Information	65
Phone Message	56
Traffic Complaint	45
Civil Matter	39
Disturbance	43
Animal Call	33
Abandoned Vehicle	30



CALLS FOR SERVICE

CFS COMPARISON 2022 Q3 vs 2023 Q3		
	Love's Truck Stop	King Soopers
2022 Q3	86	54
2023 Q3	83	67
% Δ	↓ 3%	↑ 24%





CALLS FOR SERVICE

2023 Q3 CALLS FOR SERVICE AT LOVE'S TRUCK TOP	
Call Type	Count
Property Damage Accident	12
Phone Message	10
Medical Call	7
Check Well Being	6
Traffic Stop	5
Suspicious Activity	5
Information	5
Civil Matter	5
Unwanted Party	4
Theft	4
Found Property	4
Domestic Violence	4
Cover	3
Attempt to Contact	3
Traffic Complaint	2
Shoplift	2
Harassment	2
Assist	2
Assault	2
Trespass	1
Parking Violation	1
Drunk Driver	1
Disturbance	1
Criminal Mischief	1
Animal Call	1



CRIME

BENNETT CASES ASSIGNED TO DETECTIVE DIVISION IN 2023		
	Assigned to Detectives	Total Case Numbers
Q1	49	114
Q2	x	x
Q3	71	135
Total	121	249

*Detective Division assigned **43%** of total cases*

Unavailable

*Detective Division assigned **53%** of total cases*

*Detective Division assigned **49%** of total cases
in Q1 & Q3*

Please note that case number total will be different, and is a completely separate statistical count, from the crime number total. This table represents the case number.



CRIME

BENNETT 2023 Q3 VS 2022 Q3 & CRIME COMPARISONS

PERSONS	2022 Q3	%Δ	2023 Q3	2022 Q1 & Q3	%Δ	2023 Q1 & Q3
Assault	8	↑38%	11	13	↑31%	17
Child Abuse	1	↑200%	3	3	↑100%	6
Domestic Violence	4	↑25%	5	7	↑57%	11
Harrasment/ Intimidation	5	↓60%	2	7	↑29%	9
Homicide	0	↔0%	0	0	↔0%	0
Kidnapping/Abduction/False Imprisonment	2	↓50%	1	2	↓50%	1
Sex Offenses (All)/ Indecent Exposure	5	↑40%	7	5	↑100%	10
Total	25	↑16%	29	37	↑46%	54

PROPERTY	2022 Q3	%Δ	2023 Q3	2022 Q1 & Q3	%Δ	2023 Q1 & Q3
Arson	0	↔0%	0	0	↔0%	0
Burglary/Breaking & Enterings	4	↓50%	2	10	↓70%	3
Counterfeiting/ Forgery	0	↑∞%	2	0	↑∞%	6
Destruction/Damage/ Vandalism / Criminal Mischief	18	↓22%	14	27	↓30%	19
Fraud/ Identity Theft	1	↑500%	6	7	↓14%	6
Larceny/ Theft	22	↑14%	25	39	↑15%	45
Motor Vehicle Theft	12	↑42%	7	16	↓12%	12
O/S Recovered Motor Vehicle Theft	3	↑33%	4	3	↑100%	6
Robbery	1	↓100%	0	1	↓100%	0
Total	61	↓2%	60	103	↓6%	97

OTHER CRIMES	2022 Q3	%Δ	2023 Q3	2022 Q1 & Q3	%Δ	2023 Q1 & Q3
Animal Cruelty / Vicious Animal	0	↑∞%	1	0	↑∞%	1
Disorderly Conduct/Curfew/ Resisting/Obstruction Violations/ Tampering	4	↑350%	18	7	↑271%	26
Driving Under the Influence	3	↓67%	1	4	↑25%	5
Drug/Narcotic/Paraphernalia	7	↓86%	1	16	↓31%	11
Liquor Law Violations	0	↑∞%	2	1	↑200%	3
Protection Order Violation/ Bail Bond Violation	2	↑100%	4	3	↑200%	9
Traffic Violations	23	↓13%	20	27	↑78%	48
Trespass of Real Property / Vehicle	9	↓44%	5	13	↔0%	13
Warrant Arrests	4	↔0%	4	5	↑40%	7
Weapon Law Violations/ Menacing	2	↑150%	5	5	↑20%	6
Total	54	↑13%	61	81	↑59%	129

NON-CRIMINAL	2022 Q3	%Δ	2023 Q3	2022 Q1 & Q3	%Δ	2023 Q1 & Q3
Non-Criminal	31	↑3%	32	57	↑18%	67
Grand Total	171	↑6%	182	278	↑25%	347

Please note that case number total will be different, and is a completely separate statistical count, from the crime number total. This table represents the crime number.



DISCLAIMER

As of the date of this publication 6 November 2023, complete May and June 2023 crime data is unavailable. Because of the unavailable data, year to date comparisons cannot be pulled and analyzed. Report will be updated once the May and June 2023 data is available. Complete call-for-service data for the entirety of 2023 is available and included on report.